J121102

标记	文件号	修改内容	签名	日期

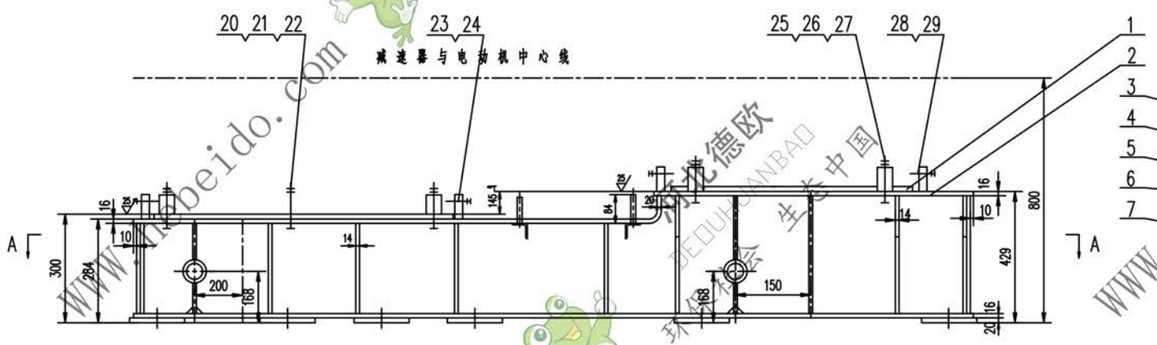

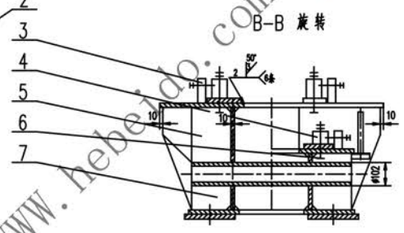

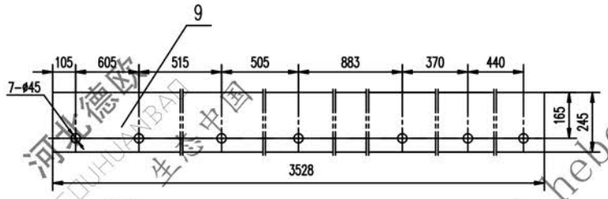

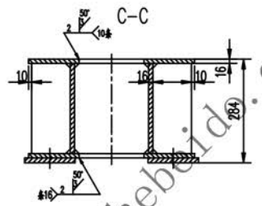

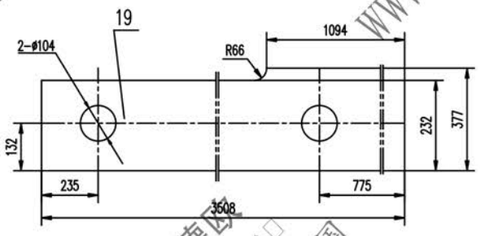

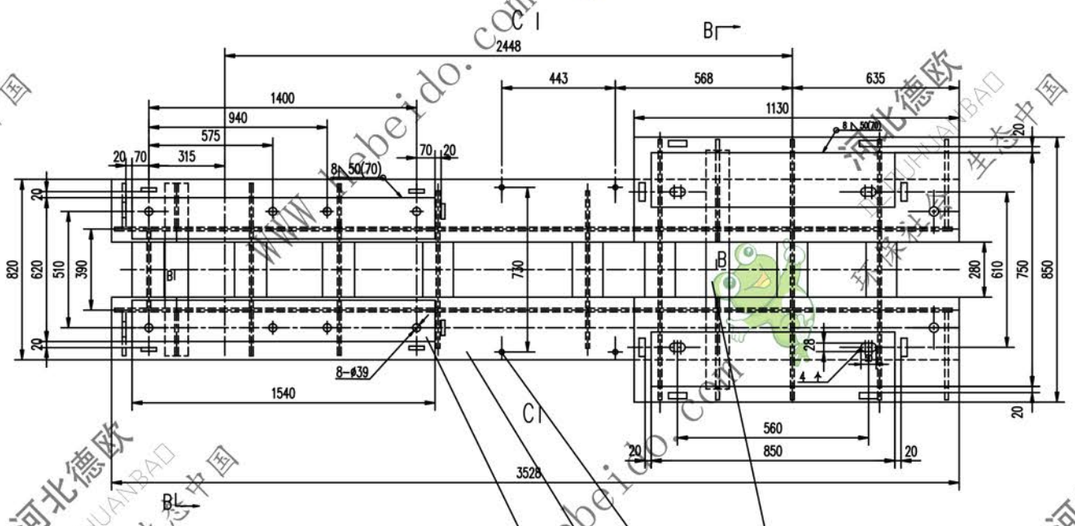

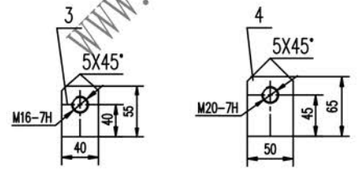

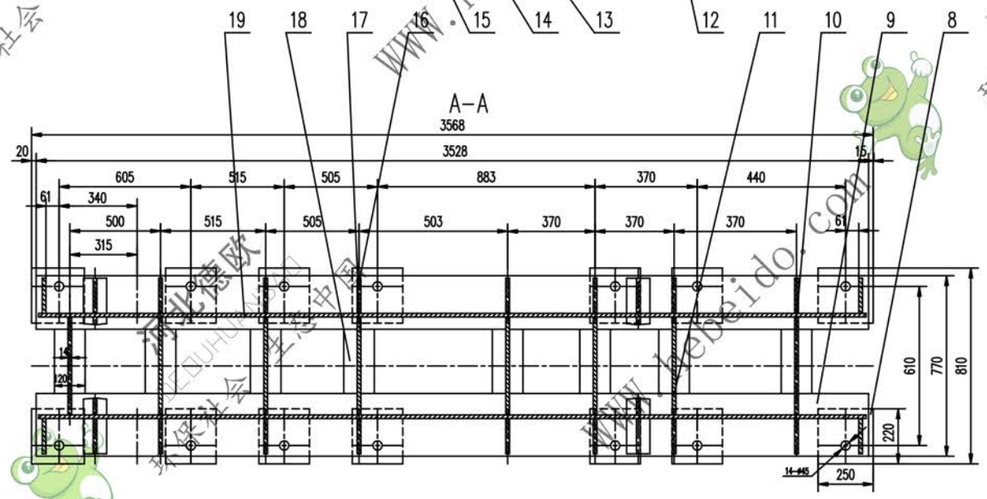

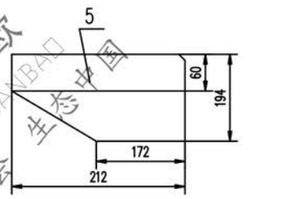

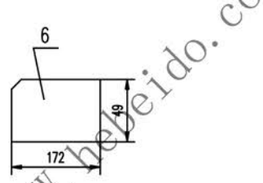

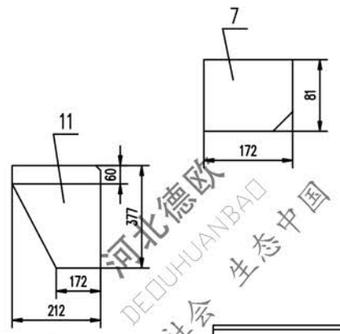

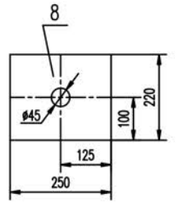

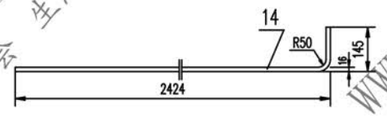

技术要求

1. 所有三对焊缝表面粗糙度 ▽
2. 未注焊缝均为连续角焊，焊缝高度为被焊件最小厚度
3. 所有孔表面粗糙度为 ▽
4. 未注倒角 20X45°
5. 挡板圆钢组装后焊接
6. 本装件应符合GB10595-89的规定1

序号	代号	名称	数量	材料	单重	总重	附注
					重量(kg)		
29	GB41-86	螺母	M16	8	——	0.034	0.272	
28	GB85-88	螺钉	M16X80	8	——	0.125	1.0	
27	GB97.1-85	垫圈	24	4	——	0.032	0.128	
26	GB41-86	螺母	M24	8	——	0.112	0.896	
25	GB5780-86	螺栓	M24X150	4	——	0.689	2.756	
24	GB41-86	螺母	M20	8	——	0.062	0.496	
23	GB85-88	螺钉	M20X80	8	——	0.210	1.686	
22	GB97.1-85	垫圈	36	8	——	0.092	0.736	
21	GB41-86	螺母	M36	16	——	0.371	5.936	
20	GB5780-86	螺栓	M36X200	8	——	2.332	18.66	
19		钢板	δ16	2	Q235-A	V	118.0	236.0	
18		钢板	16X120X(280)	16	Q235-A		4.193	67.08	
17		钢板	14X232X374	5	Q235-A		9.475	47.37	
16		钢板	14X172X232	10	Q235-A		4.368	43.58	
15		钢板	(16)X150X1540	2	Q235-A		32.2	65.3	
14		钢板	16X245X2529	2	Q235-A		77.26	154.5	
13		圆钢	16X85	4	Q235-A		0.134	0.536	
12		管	φ102X12X750	2	Q235-A		19.97	39.94	
11		钢板	δ14	8	Q235-A		8.035	64.28	
10		钢板	14X374X377	3	Q235-A		15.39	46.19	
9		钢板	δ16	2	Q235-A		105.0	210.0	
8		钢板	20X220X250	14	Q235-A		7.722	108.1	
7		钢板	δ14	4	Q235-A		1.521	6.084	
6		钢板	δ14	2	Q235-A		0.920	1.840	
5		钢板	δ14	2	Q235-A		4.199	8.398	
4		挡板	δ20	8	Q235-A		0.468	3.744	
3		挡板	δ16	8	Q235-A		0.275	2.200	
2		钢板	16X285X1130	2	Q235-A		40.19	80.38	
1		钢板	(16)X200X850	2	Q235-A		24.48		

合同号		J121102	
驱动装置架		图样标记	重量 kg	比例
I.Ⅱ型		GS	1197	
部件		共 页	第 20页

设计	审核	工艺会审	
校对		批准	会签
复核	对T	图形输入	
标准化检查		日期	

A1 | 图纸文件名 | 79/J121102

河北德欧 DEOUHUANBAO 环保社会 生态中国 www.hebeido.com