标记	文件号	修改内容	签名	日期

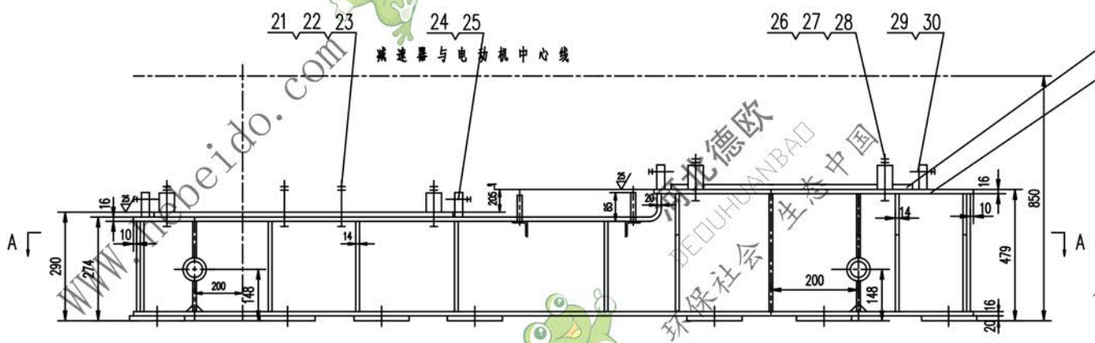

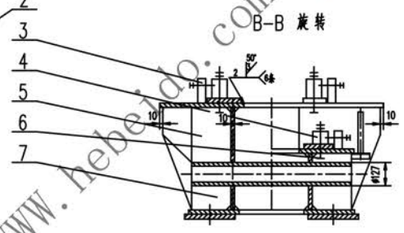

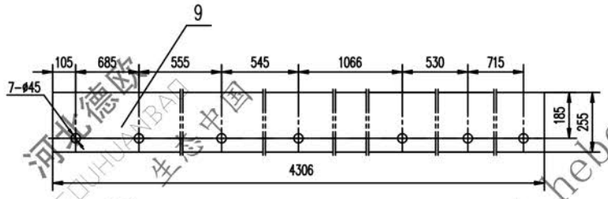

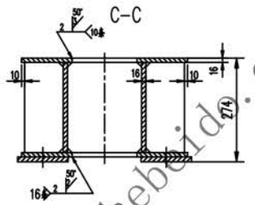

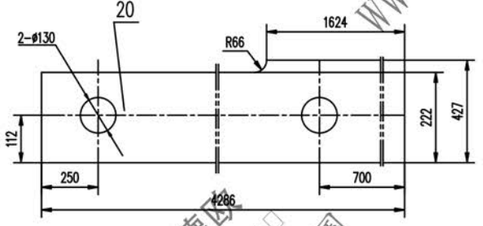

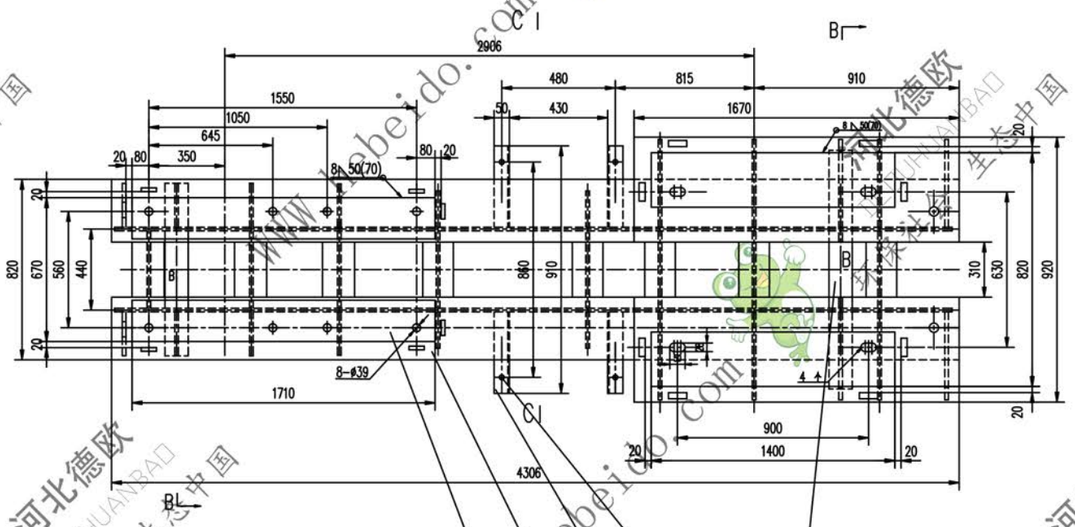

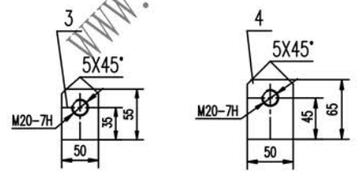

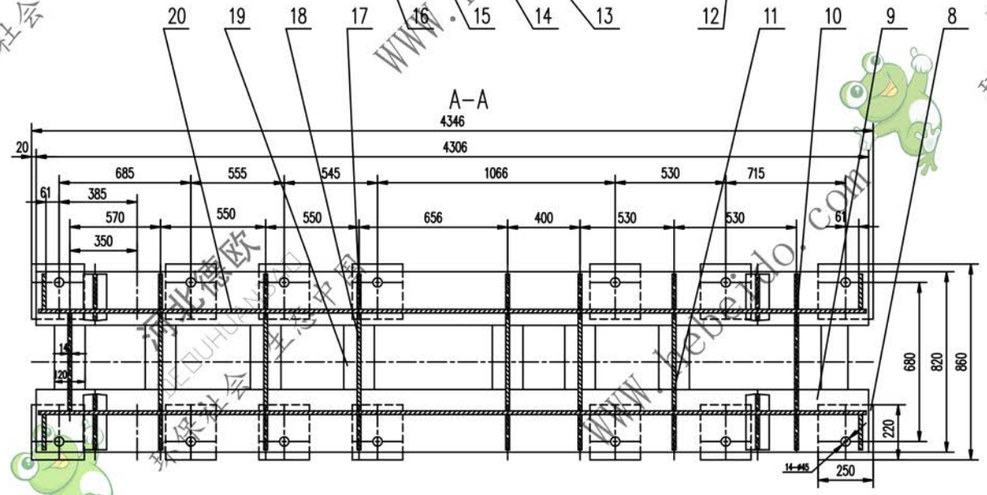

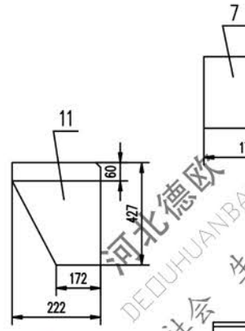

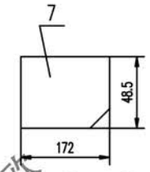

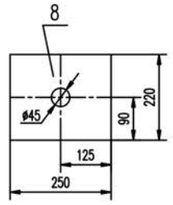

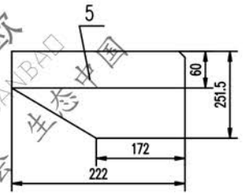

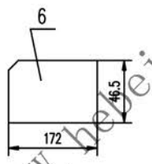

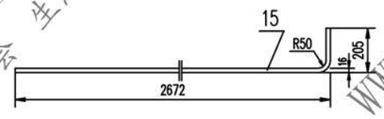

技术要求

1. 所有干涉焊缝表面粗糙度 ▽
2. 未注焊缝均为连续角焊，焊缝高度为较焊件薄小焊度
3. 所有孔表面粗糙度为 ▽
4. 未注倒角 20X45°
5. 挡板圆钢组装后焊接
6. 本架体按照GB10595-89检测1

序号	代号	名称	数量	材料	单重	总重	备注
30	GB41-86	螺母	M20	8	——	0.062	0.496	
29	GB85-88	螺钉	M20X80	8	——	0.210	1.680	
28	GB97.1-85	垫圈	24	4	——	0.032	0.128	
27	GB41-86	螺母	M24	8	——	0.112	0.896	
26	GB5780-86	螺栓	M24X130	4	——	0.597	2.388	
25	GB41-86	螺母	M20	8	——	0.062	0.496	
24	GB85-88	螺钉	M20X80	8	——	0.210	1.680	
23	GB97.1-85	垫圈	36	8	——	0.092	0.736	
22	GB41-86	螺母	M36	16	——	0.371	5.936	
21	GB5780-86	螺栓	M36X220	8	——	2.332	18.65	
20		钢板	16	2	Q235-A	158.1	316.3	
19		钢板	16X120X(310)	16	Q235-A	4.643	74.28	
18		钢板	14X222X424	5	Q235-A	10.35	51.73	
17		钢板	14X172X222	10	Q235-A	4.2	42	
16		钢板	(16)X160X1710	2	Q235-A	38.66	77.33	
15		钢板	16X255X2837	2	Q235-A	91.55	183.1	
14		角钢	50X50X5-227	4	Q235-A	0.856	3.424	
13		圆钢	16X85	4	20	0.134	0.536	
12		管	Ø127X16X800	2	Q235-A	35.04	70.08	
11		钢板	14	8	Q235-A	9.4	75.3	
10		钢板	14X424X427	3	Q235-A	19.9	59.7	
9		钢板	16	2	Q235-A	136.4	272.8	
8		钢板	298X220X250	14	Q235-A	7.722	108.1	
7		钢板	14	4	Q235-A	0.92	3.67	
6		钢板	14	2	Q235-A	0.88	1.76	
5		钢板	14	2	Q235-A	5.679	11.35	
4		挡板	20	8	Q235-A	0.468	3.744	
3		挡板	20	8	Q235-A	0.390	3.120	
2		钢板	16X305X1670	2	Q235-A	63.56	127.1	
1		钢板	(16)X220X1400	2	Q235-A	43.5	87	

合同号				驱动装置架	J121082		
设计	韩晓	工艺会审		I.Ⅱ型	图样标记	重量 kg	比例
校对		批准	韩晓		GS	1606	
复核	刘飞	图形输入		部件	共 页	第 18 页	
标准化检查		日期					

A1 | 图纸文件名 | J121082